
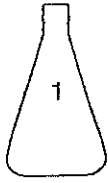
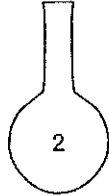


**LESSON**  
**3•10****The Shape of Change**

Assume the bottles are filled with water at a constant rate. Match the graphs with their bottles. Write the letter of the graph under the bottle it represents.



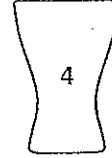
\_\_\_\_\_



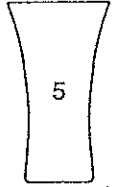
\_\_\_\_\_



\_\_\_\_\_



\_\_\_\_\_



\_\_\_\_\_

